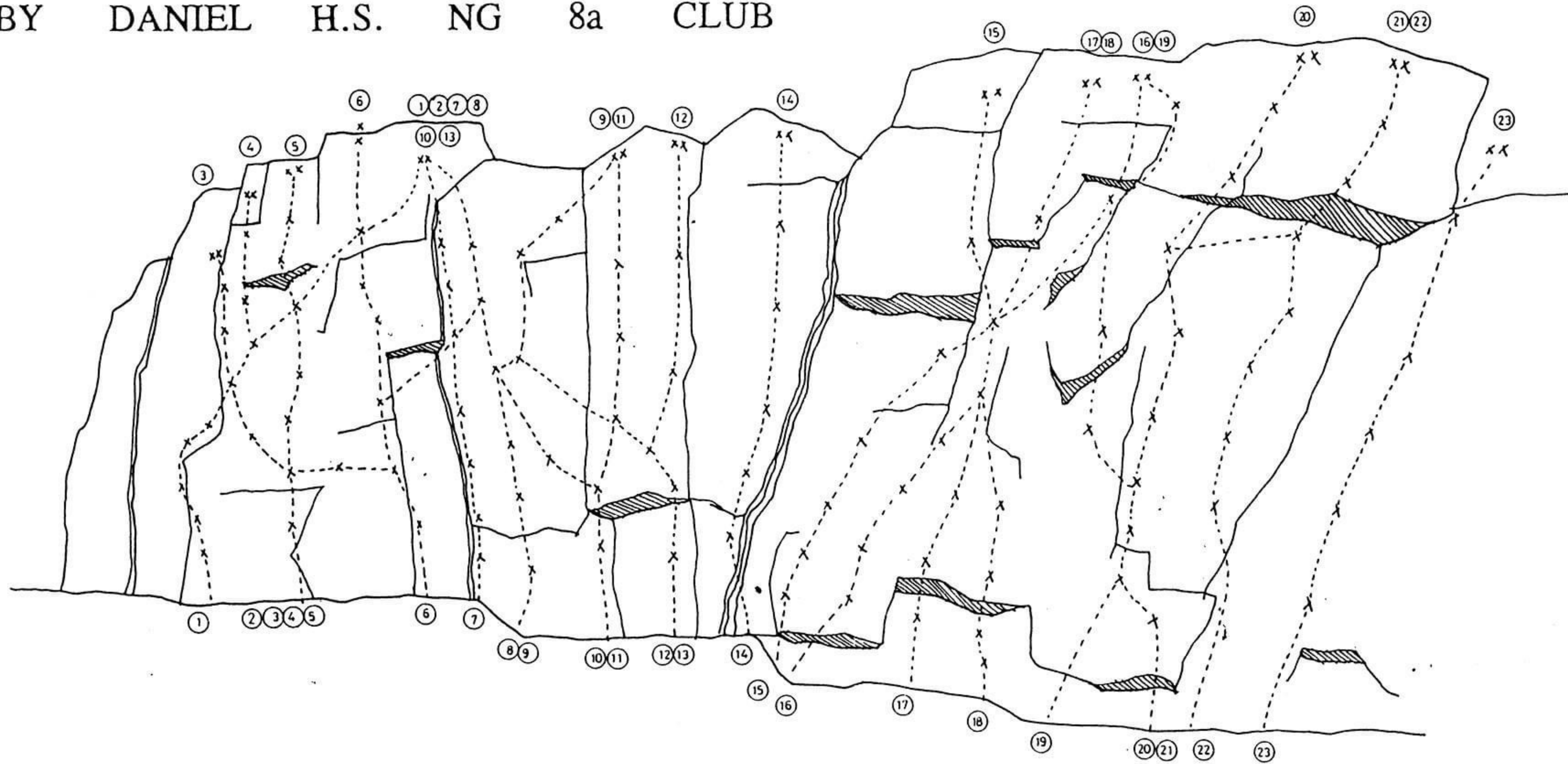


SPORT CLIMBERS' GUIDE

BY DANIEL H.S. NG 8a CLUB



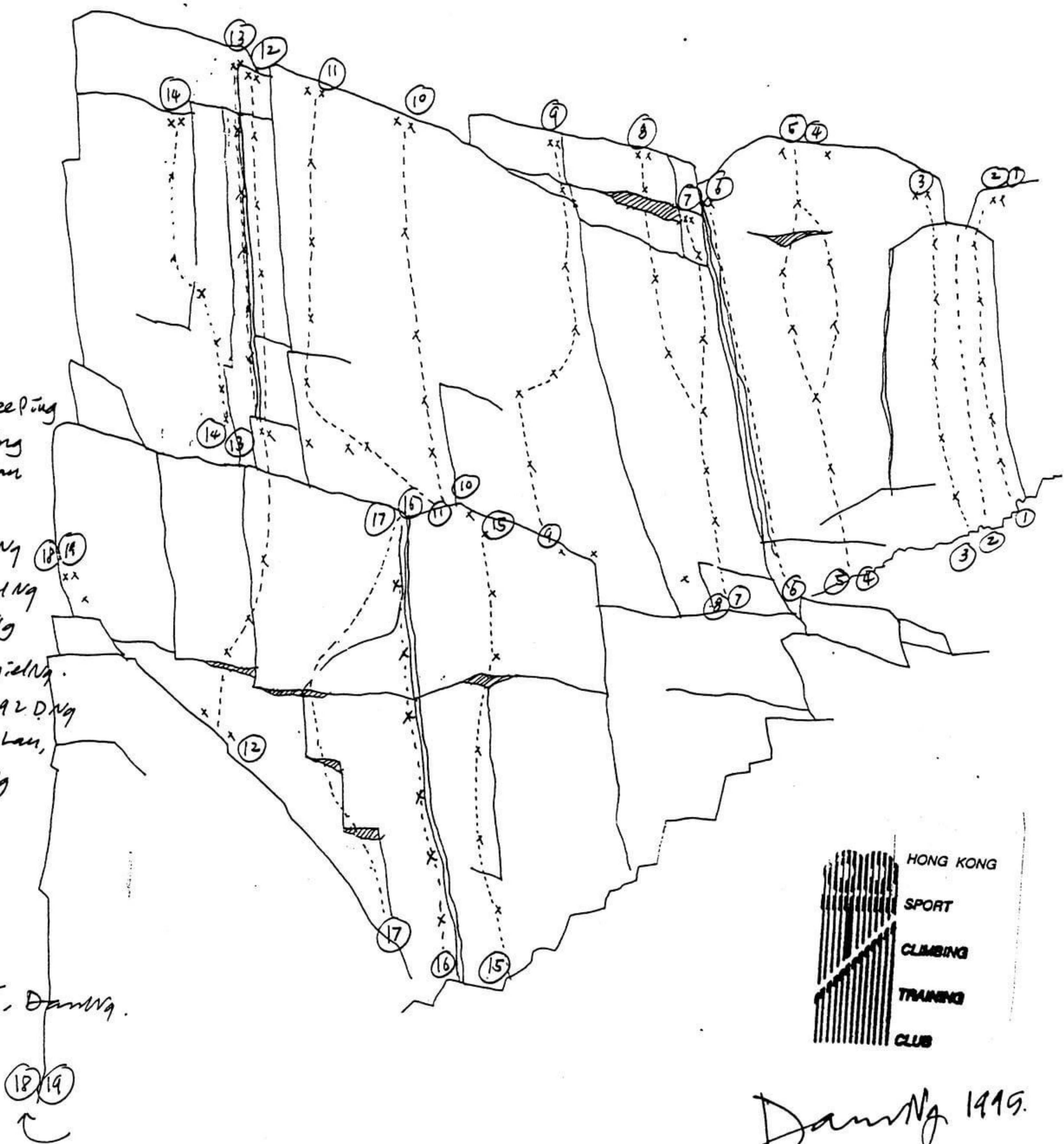
TECHNICAL WALL TUNG LUNG ISLAND

- | | | | |
|----|--|----|------------------------------------|
| 1 | Skylink aka T.T.S. (7b), 9 bolts. | 13 | Oriental Dragon (8a), 8 bolts. |
| 2 | Point Break (7c), 11 bolts. | 14 | Purple Heart (7a+/ 7b), 5 bolts. |
| 3 | Black Ring (6c+), 6 bolts. | 15 | Big Hand (6a), 7 bolts. |
| 4 | Chevalier Hotline aka B.B.T. (6c+), 6 bolts. | 16 | Depeche Mode (6c), 7 bolts. |
| 5 | Kung Fu (7b), 7 bolts. | 17 | Wonderful Souvenir (7a+), 6 bolts. |
| 6 | Tung Lung Badboy (7c+), 6 bolts. | 18 | Badgirl (6c+), 7 bolts. |
| 7 | The Corner (6c+), 7 bolts. | 19 | The Funnel (6b), 8 bolts. |
| 8 | Dimple Face (7b+), 6 bolts. | 20 | The Small Roof (6b), 9 bolts. |
| 9 | Petty Face (7a+/ 7b), 7 bolts. | 21 | The Big Roof (6c+), 10 bolts. |
| 10 | Jolly Boy (7c), 6 bolts. | 22 | Badman (6c+), 7 bolts. |
| 11 | Natty Boy (7a+), 6 bolts. | 23 | The Black Slab (5+), 5 bolts. |
| 12 | Pearl (7c), 5 bolts. | | |

SEA GULLY WALL TUNG LUNG ISLAND H.K.

BY DANIEL NG BA CLUB

1. ALONE ROUTE (6a) 5 bolts, 1995
2. PROJECT (5 bolts) 1995
3. PRISONER OF WAR * (6a+) 5 bolts, 1995
4. NEW MOON (6a) 5 bolts, 1992, Daniel Ng, Wong Yee Ping
5. FULL MOON (6a), 5 bolts, 1992, Daniel Ng, Wong Yee Ping
6. GREEN SLAB (6a), 7 bolts, 1992, Daniel Ng, Solomon Lau
7. CHIME OF DOGS ** (6b+), 5 bolts, 1990, Saito
8. ECHO OF DOGS *** (6b+), 5 bolts, 1993, Daniel Ng
9. STEAL THE SKY ** (7a+), 6 bolts, 1994, Daniel Ng
10. CROSSROAD ** (6c+), 4 bolts, 1992, Daniel Ng
11. END OF THE WORLD *** (6b+), 5 bolts, 1993, Daniel Ng
12. ULTRAVIOLET LIGHT MY WAY *** (6c+), 9 bolts, 1992, D. Ng
13. SOLOMON'S CORNER (6a+), 5 bolts, 1995, Solomon Lau,
14. JAVA JIVE ** (6b+), 6 bolts, 1995, Daniel Ng
15. THE BLADE *** (6c+) (7a), 5 bolts, 1992.
16. ROSTER PIG (6b), 6 bolts, 1995
17. PROJECT, authors,
18. SEA GHOST ** (6b), 7 bolts 1995, Daniel Ng
19. CATCH A FALLING STAR * (6c), 7 bolts, 1995, Daniel Ng.



Daniel Ng 1995.

1. AH LUN'S ROUTE 1 (6a), 5 bolts, 1995
Originally climbed with natural protection. Ah Lun bolted the route in 1985 with the anchors installed by Mfg.

2. PROJECT, 5 bolts, 1995
Usually eyed by everyone. Bolted by Ah Lun in the summer of 1995. It has very thin moves between the horizontal cracks.

3. PRISONER OF WAR* (6a+), 5 bolts, 1995
This route was bolted for a competition with two bolts at the upper section. The lower section was protected with friends. The entire route was rebolted by Ah Lun during the summer of 1995.

4. NEW MOON (6a), 5 bolts, 1992, Daniel Ng, Wang Yee Ping
Due to loose rocks, this part of the cliff is considered dangerous. So belayers watch out.

5. FULL MOON (6a), 5 bolts, 1992, Daniel Ng, Wang Yee Ping
Pass the second bolt and move left to the same finish at New Moon.

6. GREEN SLAB (6a), 7 bolts, 1992, Daniel Ng, Solomon Lau
One should follow the arête. However, there are many more handholds on the face with subsequent access. The bolts tend to follow towards the middle of the face and create interesting moves to slip the bolts if you are climbing too far to the right at the middle section.

7. CHIME OF DOG (6b+), 5 bolts, 1990, Saho**
The first bolted climb on this cliff. The crux is at the first few moves up to the third bolt. Step right after the fifth.

8. ECHO OF DOGS* (6b+), 5 bolts, 1993, Daniel Ng**
Climb direct line through the rocks to the slung section. From the third bolt of the Chime of Dog.

9. IT'S A SIN, STEAL THE SKY (7a+), 6 bolts, 1994, Daniel Ng**
Traverse into the upper section of the finger crack from the face. Use one artificial pocket. Watch out for the loose block in the crack near the old pin.

10. CROSSROAD (6c+), 4 bolts, 1992, Daniel Ng**
Up the ledge, finger jam the crack and move left to a committing high step move. Then follow a stopping edge continue to the top.

11. THE END OF THE WORLD* (6b+), 5 bolts, 1993, Daniel Ng**
ATV featured this climb in their interview with Elaine and Jacky Tang. Traverse out from The Blade ledge, climb the first arête with a layaway edge, avoid climbing over the ledge halfway up to the left. Remember the two pockets halfway up will help.

12. ULTRAVIOLET LIGHT MY WAY* (6c+), 9 bolts, 1992, Daniel Ng**
Made famous by Todd Skinner's photo in R&I magazine. Start from a scramble up the slab to the belay anchor. Then climb up and right from the overhanging corner to the face and then up to ledge. Continue up the block at the corner, then bridge up and left to climb the arête from the 6th bolt. Jacky Tang added two more bolts at the upper section during the summer of 1995. The lower section can be avoided by belaying on the ledge across from Clime of Dog across to the top of The Blade.

13. SOLOMON CORNER (6a+), 5 bolts, 1995, Solomon Lau
Ascend the corner from the ledge, and use the arête to the left near the top section.

14. JAVA JIVE (6b+), 6 bolts, 1995, Daniel Ng**
From the corner, bridge out wide. Then swing out left and pass the third bolt with a good jug at the lip of the overhang. Afterwards, go up the crack to the anchor.

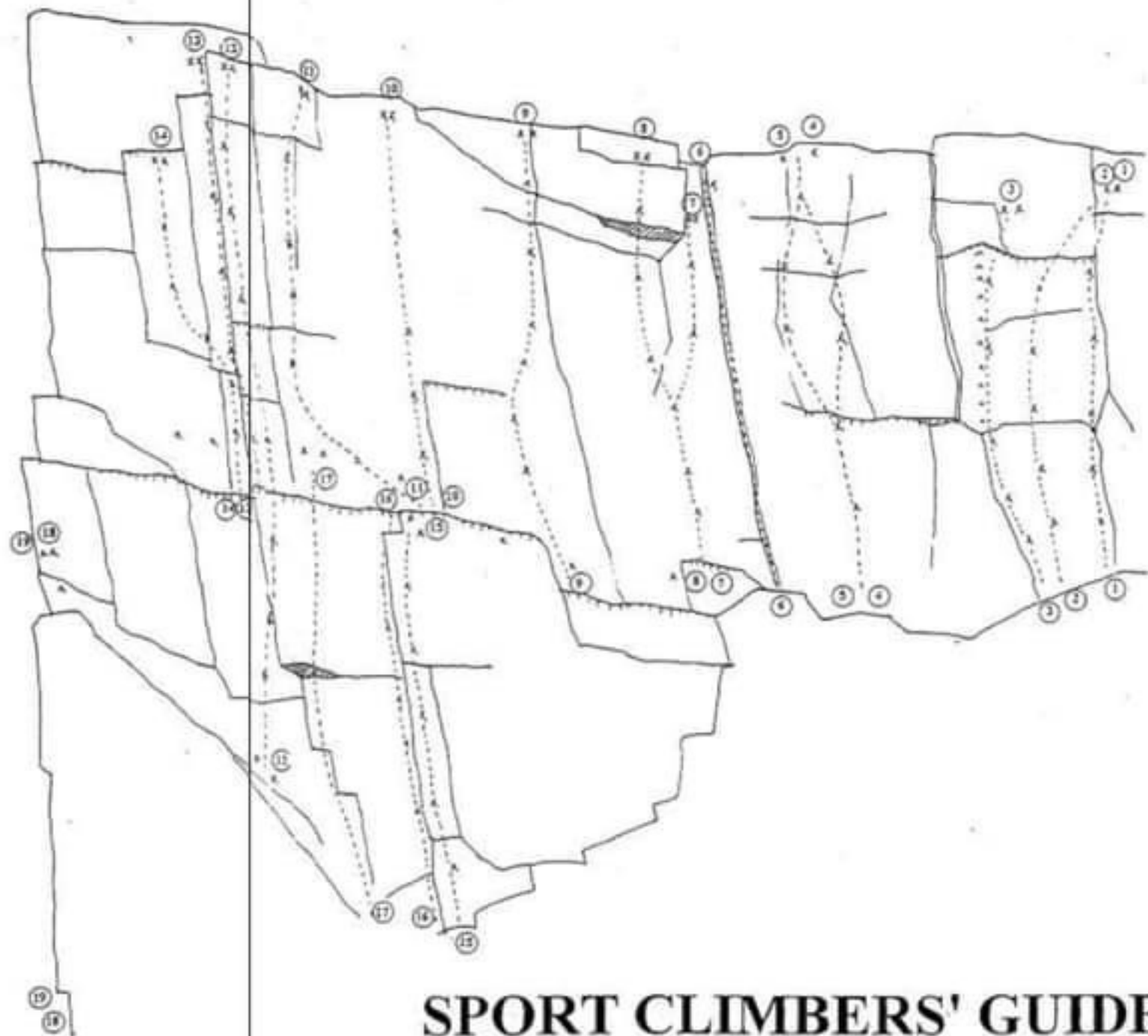
15. THE BLADE* (6c+7a), 5 bolts, 1992, Daniel Ng**
The best arête on the island. It gets harder towards the top. Crux above the horizontal break.

16. ROASTED PIG (6b), 6 bolts, 1995
It is the wide crack behind The Blade. It was original climbed with natural protection. However, it was bolted during the summer of 1995.

17. PROJECT, bolt anchors
The bottom section has been top roped and freed. However, after the roof, the moves above the horizontal break have not yet been climbed.

18. SEA GYPSY (6b), 7 bolts, 1995, Daniel Ng**
Scramble across to the ledge of the Central Slab from the bottom of the gully, watch waves at high tide. The climb is on the impressive wall to the right. This climb connects the blocky features on the wall at the right-hand side of the cliff.

19. CATCH A FALLING STAR* (6c), 7 bolts, 1995, Daniel Ng
It is located to the left of Sea Gypsy, climb up to the middle of the smooth wall with interesting moves. From the fourth bolt, up the ledge to the right and then join Sea Gypsy to the anchor.



SPORT CLIMBERS' GUIDE TO TUNG LUNG ISLAND

BY DANIEL NG 8a CLUB

DECEMBER 1995

THE SEA GULLY WALL